

STATEMENT OF APPROPRIATIONS, ALLOTMENTS, OBLIGATIONS, DISBURSEMENTS AND BALANCES

As at the Quarter Ending September 30, 2023

Department : State Universities and Colleges (SUCs)  
 Agency : Batangas State University  
 Operating Unit : < not applicable >  
 Organization Code (UACS) : 08 038 0000000  
 Fund Cluster : 01 Regular Agency Fund

X	Current Year Appropriations
	Supplemental Appropriations
	Continuing Appropriations

(e.g. UACS Fund Cluster: 01-Regular Agency Fund, 02-Foreign Assisted Projects Fund, 03-Special Account-Locally Funded/Domestic Grants Fund, and 04-Special Account-Foreign Assisted/Foreign Grants Fund)

Particulars	UACS CODE	Appropriations			Allotments					Current Year Obligations				
		Authorized Appropriations	Adjustments (Transfer To/From, Modifications/	Adjusted Appropriations	Allotments Received	Adjustments (Reductions, Modifications/ Augmentations/	Transfer To	Transfer From	Adjusted Allotments	1st Quarter Ending March 31	2nd Quarter Ending June 30	3rd Quarter Ending September 30	4th Quarter Ending December 31	Total
1	2	3	4	5=(3+4)	6	7	8	9	10=[(6+(-)7)-8+9]	11	12	13	14	15=(11+12+13+14)
<b>I. Agency Specific Budget</b>		1,679,626,000.00	-	1,679,626,000.00	1,250,079,736.00	-	-	-	1,250,079,736.00	140,351,940.83	617,162,023.55	210,016,613.25	-	967,530,577.63
General Administration and Support	1000000000000000	122,727,000.00	-	122,727,000.00	54,282,000.00	-	-	-	54,282,000.00	12,125,240.94	18,000,490.41	10,909,719.73	-	41,035,451.08
General Management and Supervision	100000100001000	52,949,000.00	-	52,949,000.00	52,949,000.00	-	-	-	52,949,000.00	11,486,796.00	17,663,675.18	10,551,979.90	-	39,702,451.08
PS		28,285,000.00	-	28,285,000.00	28,285,000.00	-	-	-	28,285,000.00	6,095,395.80	8,064,980.72	6,638,934.68	-	20,799,311.20
MOOE		24,664,000.00	-	24,664,000.00	24,664,000.00	-	-	-	24,664,000.00	5,391,400.20	9,598,694.46	3,913,045.22	-	18,903,139.88
Administration of Personnel Benefits	100000100002000	69,778,000.00	-	69,778,000.00	1,333,000.00	-	-	-	1,333,000.00	638,444.94	336,815.23	357,739.83	-	1,333,000.00
PS		69,778,000.00	-	69,778,000.00	1,333,000.00	-	-	-	1,333,000.00	638,444.94	336,815.23	357,739.83	-	1,333,000.00
Sub-Total, General Administration and Support		122,727,000.00	-	122,727,000.00	54,282,000.00	-	-	-	54,282,000.00	12,125,240.94	18,000,490.41	10,909,719.73	-	41,035,451.08
PS		98,063,000.00	-	98,063,000.00	29,618,000.00	-	-	-	29,618,000.00	6,733,840.74	8,401,795.95	6,996,674.51	-	22,132,311.20
MOOE		24,664,000.00	-	24,664,000.00	24,664,000.00	-	-	-	24,664,000.00	5,391,400.20	9,598,694.46	3,913,045.22	-	18,903,139.88
Support to Operations	2000000000000000	7,915,000.00	-	7,915,000.00	7,915,000.00	-	-	-	7,915,000.00	1,224,061.33	1,529,538.32	1,391,347.77	-	4,144,947.42
Auxiliary Services	200000100001000	7,915,000.00	-	7,915,000.00	7,915,000.00	-	-	-	7,915,000.00	1,224,061.33	1,529,538.32	1,391,347.77	-	4,144,947.42
PS		6,919,000.00	-	6,919,000.00	6,919,000.00	-	-	-	6,919,000.00	1,107,577.44	1,418,422.81	1,114,852.82	-	3,640,853.07
MOOE		996,000.00	-	996,000.00	996,000.00	-	-	-	996,000.00	116,483.89	111,115.51	276,494.95	-	504,094.35
Sub-Total, Support to Operations		7,915,000.00	-	7,915,000.00	7,915,000.00	-	-	-	7,915,000.00	1,224,061.33	1,529,538.32	1,391,347.77	-	4,144,947.42
PS		6,919,000.00	-	6,919,000.00	6,919,000.00	-	-	-	6,919,000.00	1,107,577.44	1,418,422.81	1,114,852.82	-	3,640,853.07
MOOE		996,000.00	-	996,000.00	996,000.00	-	-	-	996,000.00	116,483.89	111,115.51	276,494.95	-	504,094.35
Operations	3000000000000000	1,548,984,000.00	-	1,548,984,000.00	1,187,882,736.00	-	-	-	1,187,882,736.00	127,002,638.56	597,631,994.82	197,715,545.75	-	922,350,179.13
OO : Relevant and quality tertiary education ensured to achieve inclusive growth and access of poor but deserving students to quality tertiary education increased		1,529,785,000.00	-	1,529,785,000.00	1,168,683,736.00	-	-	-	1,168,683,736.00	123,068,746.62	592,366,127.07	193,559,830.06	-	908,994,703.75
HIGHER EDUCATION PROGRAM		1,529,785,000.00	-	1,529,785,000.00	1,168,683,736.00	-	-	-	1,168,683,736.00	123,068,746.62	592,366,127.07	193,559,830.06	-	908,994,703.75
Provision of Higher Education Services	310100100002000	522,163,000.00	-	522,163,000.00	522,163,000.00	-	-	-	522,163,000.00	123,068,746.62	148,686,875.07	102,859,956.47	-	374,615,578.16
PS		394,639,000.00	-	394,639,000.00	394,639,000.00	-	-	-	394,639,000.00	89,341,353.61	122,563,969.32	86,223,501.11	-	298,128,824.04
MOOE		127,524,000.00	-	127,524,000.00	127,524,000.00	-	-	-	127,524,000.00	33,727,393.01	26,122,905.75	16,636,455.36	-	76,486,754.12
Project(s)		1,007,622,000.00	-	1,007,622,000.00	646,520,736.00	-	-	-	646,520,736.00	-	443,679,252.00	90,699,873.59	-	534,379,125.59
Locally-Funded Project(s)		1,007,622,000.00	-	1,007,622,000.00	646,520,736.00	-	-	-	646,520,736.00	-	443,679,252.00	90,699,873.59	-	534,379,125.59
Free Higher Education	310100200022000	859,242,000.00	-	859,242,000.00	499,440,736.00	-	-	-	499,440,736.00	-	443,679,252.00	55,761,484.00	-	499,440,736.00
MOOE		859,242,000.00	-	859,242,000.00	499,440,736.00	-	-	-	499,440,736.00	-	443,679,252.00	55,761,484.00	-	499,440,736.00
Increase in carrying capacity of Nursing and Allied Health Programs	310100200023000	51,080,000.00	-	51,080,000.00	51,080,000.00	-	-	-	51,080,000.00	-	-	11,578,697.97	-	11,578,697.97
MOOE		21,080,000.00	-	21,080,000.00	21,080,000.00	-	-	-	21,080,000.00	-	-	-	-	-

Particulars	UACS CODE	Current Year Disbursements					Balances				
		1st Quarter Ending March 31	2nd Quarter Ending June 30	3rd Quarter Ending September 30	4th Quarter Ending December 31	Total	Unreleased Appropriations	Unobligated Allotments	Unpaid Obligations (15-20)=(23+24)		
		16	17	18	19	20=(16+17+18+19)			21	22	Due and Demandable 23
<b>I. Agency Specific Budget</b>		<b>133,996,420.10</b>	<b>617,457,175.12</b>	<b>174,099,215.88</b>	-	<b>925,552,811.10</b>	<b>429,546,264.00</b>	<b>282,549,158.37</b>	<b>15,105,054.53</b>	<b>26,872,712.00</b>	
General Administration and Support	1000000000000000	10,200,963.85	17,990,689.42	11,912,197.66	-	40,103,850.93	68,445,000.00	13,246,548.92	405,997.90	525,602.25	
General Management and Supervision	100000100001000	9,562,518.91	17,653,874.19	11,554,457.83	-	38,770,850.93	-	13,246,548.92	405,997.90	525,602.25	
PS		6,046,425.53	8,040,953.64	6,568,224.74	-	20,655,603.91	-	7,485,688.80	143,707.29	-	
MOOE		3,516,093.38	9,612,920.55	4,986,233.09	-	18,115,247.02	-	5,760,860.12	262,290.61	525,602.25	
Administration of Personnel Benefits	100000100002000	638,444.94	336,815.23	357,739.83	-	1,333,000.00	68,445,000.00	-	-	-	
PS		638,444.94	336,815.23	357,739.83	-	1,333,000.00	68,445,000.00	-	-	-	
Sub-Total, General Administration and Support		10,200,963.85	17,990,689.42	11,912,197.66	-	40,103,850.93	68,445,000.00	13,246,548.92	405,997.90	525,602.25	
PS		6,684,870.47	8,377,768.87	6,925,964.57	-	21,988,603.91	68,445,000.00	7,485,688.80	143,707.29	-	
MOOE		3,516,093.38	9,612,920.55	4,986,233.09	-	18,115,247.02	-	5,760,860.12	262,290.61	525,602.25	
Support to Operations	2000000000000000	1,038,123.72	1,559,984.79	1,350,607.05	-	3,948,715.56	-	3,770,052.58	196,231.86	-	
Auxiliary Services	200000100001000	1,038,123.72	1,559,984.79	1,350,607.05	-	3,948,715.56	-	3,770,052.58	196,231.86	-	
PS		1,022,439.83	1,503,410.42	1,004,740.96	-	3,530,591.21	-	3,278,146.93	110,261.86	-	
MOOE		15,683.89	56,574.37	345,866.09	-	418,124.35	-	491,905.65	85,970.00	-	
Sub-Total, Support to Operations		1,038,123.72	1,559,984.79	1,350,607.05	-	3,948,715.56	-	3,770,052.58	196,231.86	-	
PS		1,022,439.83	1,503,410.42	1,004,740.96	-	3,530,591.21	-	3,278,146.93	110,261.86	-	
MOOE		15,683.89	56,574.37	345,866.09	-	418,124.35	-	491,905.65	85,970.00	-	
Operations	3000000000000000	122,757,332.53	597,906,500.91	160,836,411.17	-	881,500,244.61	361,101,264.00	265,532,556.87	14,502,824.77	26,347,109.75	
OO : Relevant and quality tertiary education ensured to achieve inclusive growth and access of poor but deserving students to quality tertiary education increased		118,897,440.53	592,717,506.66	156,881,023.53	-	868,495,970.72	361,101,264.00	259,689,032.25	14,241,863.28	26,256,869.75	
HIGHER EDUCATION PROGRAM		118,897,440.53	592,717,506.66	156,881,023.53	-	868,495,970.72	361,101,264.00	259,689,032.25	14,241,863.28	26,256,869.75	
Provision of Higher Education Services	310100100002000	118,897,440.53	149,038,254.66	101,119,539.53	-	369,055,234.72	-	147,547,421.84	4,270,185.32	1,290,158.12	
PS		88,759,939.08	121,394,335.56	85,050,668.94	-	295,204,943.58	-	96,510,175.96	2,923,880.46	-	
MOOE		30,137,501.45	27,643,919.10	16,068,870.59	-	73,850,291.14	-	51,037,245.88	1,346,304.86	1,290,158.12	
Project(s)		-	443,679,252.00	55,761,484.00	-	499,440,736.00	361,101,264.00	112,141,610.41	9,971,677.96	24,966,711.63	
Locally-Funded Project(s)		-	443,679,252.00	55,761,484.00	-	499,440,736.00	361,101,264.00	112,141,610.41	9,971,677.96	24,966,711.63	
Free Higher Education	310100200022000	-	443,679,252.00	55,761,484.00	-	499,440,736.00	359,801,264.00	-	-	-	
MOOE		-	443,679,252.00	55,761,484.00	-	499,440,736.00	359,801,264.00	-	-	-	
Increase in carrying capacity of Nursing and Allied Health Programs	310100200023000	-	-	-	-	-	-	39,501,302.03	9,971,677.96	1,607,020.01	
MOOE		-	-	-	-	-	-	21,080,000.00	-	-	

Particulars	UACS CODE	Appropriations			Allotments					Current Year Obligations				
		Authorized Appropriations	Adjustments (Transfer To/From, Modifications/	Adjusted Appropriations	Allotments Received	Adjustments (Reductions, Modifications/ Augmentations	Transfer To	Transfer From	Adjusted Allotments	1st Quarter Ending March 31	2nd Quarter Ending June 30	3rd Quarter Ending September 30	4th Quarter Ending December 31	Total
1	2	3	4	5=(3+4)	6	7	8	9	10=[(6+(-)7)-8+9]	11	12	13	14	15=(11+12+13+14)
CO		30,000,000.00	-	30,000,000.00	30,000,000.00	-	-	-	30,000,000.00	-	-	11,578,697.97	-	11,578,697.97
Construction of Three ( 3 ) Storey Learning Center Building, BatStateU San Juan	310100200024000	25,000,000.00	-	25,000,000.00	25,000,000.00	-	-	-	25,000,000.00	-	-	23,305,691.62	-	23,305,691.62
CO		25,000,000.00	-	25,000,000.00	25,000,000.00	-	-	-	25,000,000.00	-	-	23,305,691.62	-	23,305,691.62
Tulong Dunong Program	310100200025000	1,300,000.00	-	1,300,000.00	-	-	-	-	-	-	-	-	-	-
MOOE		1,300,000.00	-	1,300,000.00	-	-	-	-	-	-	-	-	-	-
Capacity Development on Futures Thinking and Strategic Foresight	310100200026000	2,000,000.00	-	2,000,000.00	2,000,000.00	-	-	-	2,000,000.00	-	-	-	-	-
MOOE		2,000,000.00	-	2,000,000.00	2,000,000.00	-	-	-	2,000,000.00	-	-	-	-	-
Higher Education Research and Innovation Project	310100200027000	3,000,000.00	-	3,000,000.00	3,000,000.00	-	-	-	3,000,000.00	-	-	54,000.00	-	54,000.00
MOOE		3,000,000.00	-	3,000,000.00	3,000,000.00	-	-	-	3,000,000.00	-	-	54,000.00	-	54,000.00
Increase in Carrying Capacity of the College of Medicine	310100200028000	65,000,000.00	-	65,000,000.00	65,000,000.00	-	-	-	65,000,000.00	-	-	-	-	-
MOOE		15,000,000.00	-	15,000,000.00	15,000,000.00	-	-	-	15,000,000.00	-	-	-	-	-
CO		50,000,000.00	-	50,000,000.00	50,000,000.00	-	-	-	50,000,000.00	-	-	-	-	-
Financial Assistance to Athletes	310100200029000	1,000,000.00	-	1,000,000.00	1,000,000.00	-	-	-	1,000,000.00	-	-	-	-	-
MOOE		1,000,000.00	-	1,000,000.00	1,000,000.00	-	-	-	1,000,000.00	-	-	-	-	-
OO : Higher education research improved to promote economic productivity and innovation		15,766,000.00	-	15,766,000.00	15,766,000.00	-	-	-	15,766,000.00	3,134,520.00	4,433,671.92	3,343,441.96	-	10,911,633.88
ADVANCED EDUCATION PROGRAM		9,811,000.00	-	9,811,000.00	9,811,000.00	-	-	-	9,811,000.00	1,791,760.82	2,760,550.18	1,852,079.45	-	6,404,390.45
Provision of Advanced Education Services	320100100001000	9,811,000.00	-	9,811,000.00	9,811,000.00	-	-	-	9,811,000.00	1,791,760.82	2,760,550.18	1,852,079.45	-	6,404,390.45
PS		9,559,000.00	-	9,559,000.00	9,559,000.00	-	-	-	9,559,000.00	1,741,760.82	2,747,064.18	1,744,510.61	-	6,233,335.61
MOOE		252,000.00	-	252,000.00	252,000.00	-	-	-	252,000.00	50,000.00	13,486.00	107,568.84	-	171,054.84
RESEARCH PROGRAM		5,955,000.00	-	5,955,000.00	5,955,000.00	-	-	-	5,955,000.00	1,342,759.18	1,673,121.74	1,491,362.51	-	4,507,243.43
Conduct of Research Services	320200100001000	5,955,000.00	-	5,955,000.00	5,955,000.00	-	-	-	5,955,000.00	1,342,759.18	1,673,121.74	1,491,362.51	-	4,507,243.43
PS		3,149,000.00	-	3,149,000.00	3,149,000.00	-	-	-	3,149,000.00	659,884.88	940,612.46	680,199.42	-	2,280,696.76
MOOE		2,806,000.00	-	2,806,000.00	2,806,000.00	-	-	-	2,806,000.00	682,874.30	732,509.28	811,163.09	-	2,226,546.67
OO : Community engagement increased		3,433,000.00	-	3,433,000.00	3,433,000.00	-	-	-	3,433,000.00	799,371.94	832,195.83	812,273.73	-	2,443,841.50
TECHNICAL ADVISORY EXTENSION PROGRAM		3,433,000.00	-	3,433,000.00	3,433,000.00	-	-	-	3,433,000.00	799,371.94	832,195.83	812,273.73	-	2,443,841.50
Provision of Extension Services	330100100001000	3,433,000.00	-	3,433,000.00	3,433,000.00	-	-	-	3,433,000.00	799,371.94	832,195.83	812,273.73	-	2,443,841.50
PS		2,472,000.00	-	2,472,000.00	2,472,000.00	-	-	-	2,472,000.00	545,700.00	639,894.42	618,537.08	-	1,804,131.50
MOOE		961,000.00	-	961,000.00	961,000.00	-	-	-	961,000.00	253,671.94	192,301.41	193,736.65	-	639,710.00
Sub-Total, Operations		1,548,984,000.00	-	1,548,984,000.00	1,187,882,736.00	-	-	-	1,187,882,736.00	127,002,638.56	597,631,994.82	197,715,545.75	-	922,350,179.13
PS		409,819,000.00	-	409,819,000.00	409,819,000.00	-	-	-	409,819,000.00	92,288,699.31	126,891,540.38	89,266,748.22	-	308,446,987.91
MOOE		1,034,165,000.00	-	1,034,165,000.00	673,063,736.00	-	-	-	673,063,736.00	34,713,939.25	470,740,454.44	73,564,407.94	-	579,018,801.63
CO		105,000,000.00	-	105,000,000.00	105,000,000.00	-	-	-	105,000,000.00	-	-	34,884,389.59	-	34,884,389.59
<b>Sub-Total, I. Agency Specific Budget</b>		<b>1,679,626,000.00</b>	<b>-</b>	<b>1,679,626,000.00</b>	<b>1,250,079,736.00</b>	<b>-</b>	<b>-</b>	<b>-</b>	<b>1,250,079,736.00</b>	<b>140,351,940.83</b>	<b>617,162,023.55</b>	<b>210,016,613.25</b>	<b>-</b>	<b>967,530,577.63</b>
PS		514,801,000.00	-	514,801,000.00	446,356,000.00	-	-	-	446,356,000.00	100,130,117.49	136,711,759.14	97,378,275.55	-	334,220,152.18
MOOE		1,059,825,000.00	-	1,059,825,000.00	698,723,736.00	-	-	-	698,723,736.00	40,221,823.34	480,450,264.41	77,753,948.11	-	598,426,035.86
CO		105,000,000.00	-	105,000,000.00	105,000,000.00	-	-	-	105,000,000.00	-	-	34,884,389.59	-	34,884,389.59
<b>II. Automatic Appropriations</b>		<b>38,977,000.00</b>	<b>-</b>	<b>38,977,000.00</b>	<b>38,977,000.00</b>	<b>-</b>	<b>-</b>	<b>-</b>	<b>38,977,000.00</b>	<b>10,338,296.73</b>	<b>10,472,395.87</b>	<b>10,866,402.35</b>	<b>-</b>	<b>31,677,094.95</b>
Specific Budgets of National Government Agencies		38,977,000.00	-	38,977,000.00	38,977,000.00	-	-	-	38,977,000.00	10,338,296.73	10,472,395.87	10,866,402.35	-	31,677,094.95
Retirement and Life Insurance Premiums		38,977,000.00	-	38,977,000.00	38,977,000.00	-	-	-	38,977,000.00	10,338,296.73	10,472,395.87	10,866,402.35	-	31,677,094.95
PS		38,977,000.00	-	38,977,000.00	38,977,000.00	-	-	-	38,977,000.00	10,338,296.73	10,472,395.87	10,866,402.35	-	31,677,094.95


Particulars	UACS CODE	Current Year Disbursements					Balances				
		1st Quarter Ending March 31	2nd Quarter Ending June 30	3rd Quarter Ending September 30	4th Quarter Ending December 31	Total	Unreleased Appropriations	Unobligated Allotments	Unpaid Obligations (15-20)=(23+24)		
		16	17	18	19	20=(16+17+18+19)			21	22	Due and Demandable 23
CO		-	-	-	-	-	-	18,421,302.03	9,971,677.96	1,607,020.01	
Construction of Three ( 3 ) Storey Learning Center Building, BatStateU San Juan	310100200024000	-	-	-	-	-	-	1,694,308.38	-	23,305,691.62	
CO		-	-	-	-	-	-	1,694,308.38	-	23,305,691.62	
Tulong Dunong Program	310100200025000	-	-	-	-	-	1,300,000.00	-	-	-	
MOOE		-	-	-	-	-	1,300,000.00	-	-	-	
Capacity Development on Futures Thinking and Strategic Foresight	310100200026000	-	-	-	-	-	-	2,000,000.00	-	-	
MOOE		-	-	-	-	-	-	2,000,000.00	-	-	
Higher Education Research and Innovation Project	310100200027000	-	-	-	-	-	-	2,946,000.00	-	54,000.00	
MOOE		-	-	-	-	-	-	2,946,000.00	-	54,000.00	
Increase in Carrying Capacity of the College of Medicine	310100200028000	-	-	-	-	-	-	65,000,000.00	-	-	
MOOE		-	-	-	-	-	-	15,000,000.00	-	-	
CO		-	-	-	-	-	-	50,000,000.00	-	-	
Financial Assistance to Athletes	310100200029000	-	-	-	-	-	-	1,000,000.00	-	-	
MOOE		-	-	-	-	-	-	1,000,000.00	-	-	
OO : Higher education research improved to promote economic productivity and innovation		3,074,225.06	4,387,693.42	3,107,148.19	-	10,569,066.67	-	4,854,366.12	252,607.21	89,960.00	
ADVANCED EDUCATION PROGRAM		1,740,360.82	2,811,950.18	1,803,993.44	-	6,356,304.44	-	3,406,609.55	48,086.01	-	
Provision of Advanced Education Services	320100100001000	1,740,360.82	2,811,950.18	1,803,993.44	-	6,356,304.44	-	3,406,609.55	48,086.01	-	
PS		1,740,360.82	2,748,464.18	1,696,424.60	-	6,185,249.60	-	3,325,664.39	48,086.01	-	
MOOE		-	63,486.00	107,568.84	-	171,054.84	-	80,945.16	-	-	
RESEARCH PROGRAM		1,333,864.24	1,575,743.24	1,303,154.75	-	4,212,762.23	-	1,447,756.57	204,521.20	89,960.00	
Conduct of Research Services	320200100001000	1,333,864.24	1,575,743.24	1,303,154.75	-	4,212,762.23	-	1,447,756.57	204,521.20	89,960.00	
PS		654,529.94	941,612.46	660,511.16	-	2,256,653.56	-	868,303.24	24,043.20	-	
MOOE		679,334.30	634,130.78	642,643.59	-	1,956,108.67	-	579,453.33	180,478.00	89,960.00	
OO : Community engagement increased		785,666.94	801,300.83	848,239.45	-	2,435,207.22	-	989,158.50	8,354.28	280.00	
TECHNICAL ADVISORY EXTENSION PROGRAM		785,666.94	801,300.83	848,239.45	-	2,435,207.22	-	989,158.50	8,354.28	280.00	
Provision of Extension Services	330100100001000	785,666.94	801,300.83	848,239.45	-	2,435,207.22	-	989,158.50	8,354.28	280.00	
PS		545,700.00	639,894.42	616,182.80	-	1,801,777.22	-	667,868.50	2,354.28	-	
MOOE		239,966.94	161,406.41	232,056.65	-	633,430.00	-	321,290.00	6,000.00	280.00	
Sub-Total, Operations		122,757,332.53	597,906,500.91	160,836,411.17	-	881,500,244.61	361,101,264.00	265,532,556.87	14,502,824.77	26,347,109.75	
PS		91,700,529.84	125,724,306.62	88,023,787.50	-	305,448,623.96	-	101,372,012.09	2,998,363.95	-	
MOOE		31,056,802.69	472,182,194.29	72,812,623.67	-	576,051,620.65	361,101,264.00	94,044,934.37	1,532,782.86	1,434,398.12	
CO		-	-	-	-	-	-	70,115,610.41	9,971,677.96	24,912,711.63	
<b>Sub-Total, I. Agency Specific Budget</b>		<b>133,996,420.10</b>	<b>617,457,175.12</b>	<b>174,099,215.88</b>	<b>-</b>	<b>925,552,811.10</b>	<b>429,546,264.00</b>	<b>282,549,158.37</b>	<b>15,105,054.53</b>	<b>26,872,712.00</b>	
PS		99,407,840.14	135,605,485.91	95,954,493.03	-	330,967,819.08	68,445,000.00	112,135,847.82	3,252,333.10	-	
MOOE		34,588,579.96	481,851,689.21	78,144,722.85	-	594,584,992.02	361,101,264.00	100,297,700.14	1,881,043.47	1,960,000.37	
CO		-	-	-	-	-	-	70,115,610.41	9,971,677.96	24,912,711.63	
<b>II. Automatic Appropriations</b>		<b>10,338,156.25</b>	<b>10,123,948.38</b>	<b>10,635,815.76</b>	<b>-</b>	<b>31,097,920.39</b>	<b>-</b>	<b>7,299,905.05</b>	<b>579,174.56</b>	<b>-</b>	
Specific Budgets of National Government Agencies		10,338,156.25	10,123,948.38	10,635,815.76	-	31,097,920.39	-	7,299,905.05	579,174.56	-	
Retirement and Life Insurance Premiums		10,338,156.25	10,123,948.38	10,635,815.76	-	31,097,920.39	-	7,299,905.05	579,174.56	-	
PS		10,338,156.25	10,123,948.38	10,635,815.76	-	31,097,920.39	-	7,299,905.05	579,174.56	-	

Particulars	UACS CODE	Appropriations			Allotments					Current Year Obligations				
		Authorized Appropriations	Adjustments (Transfer To/From, Modifications/	Adjusted Appropriations	Allotments Received	Adjustments (Reductions, Modifications/ Augmentations	Transfer To	Transfer From	Adjusted Allotments	1st Quarter Ending March 31	2nd Quarter Ending June 30	3rd Quarter Ending September 30	4th Quarter Ending December 31	Total
1	2	3	4	5=(3+4)	6	7	8	9	10=([6+(-)7]-8+9)	11	12	13	14	15=(11+12+13+14)
<b>Sub-total II. Automatic Appropriations</b>		38,977,000.00	-	38,977,000.00	38,977,000.00	-	-	-	38,977,000.00	10,338,296.73	10,472,395.87	10,866,402.35	-	31,677,094.95
PS		38,977,000.00	-	38,977,000.00	38,977,000.00	-	-	-	38,977,000.00	10,338,296.73	10,472,395.87	10,866,402.35	-	31,677,094.95
<b>III. Special Purpose Fund</b>		-	23,547,945.00	23,547,945.00	-	23,547,945.00	-	-	23,547,945.00	-	-	23,547,945.00	-	23,547,945.00
Miscellaneous Personnel Benefits Fund		-	11,903,923.00	11,903,923.00	-	11,903,923.00	-	-	11,903,923.00	-	-	11,903,923.00	-	11,903,923.00
PS		-	11,903,923.00	11,903,923.00	-	11,903,923.00	-	-	11,903,923.00	-	-	11,903,923.00	-	11,903,923.00
Pension and Gratuity Fund		-	11,644,022.00	11,644,022.00	-	11,644,022.00	-	-	11,644,022.00	-	-	11,644,022.00	-	11,644,022.00
PS		-	11,644,022.00	11,644,022.00	-	11,644,022.00	-	-	11,644,022.00	-	-	11,644,022.00	-	11,644,022.00
<b>Sub-Total III. Special Purpose Fund</b>		-	23,547,945.00	23,547,945.00	-	23,547,945.00	-	-	23,547,945.00	-	-	23,547,945.00	-	23,547,945.00
PS		-	23,547,945.00	23,547,945.00	-	23,547,945.00	-	-	23,547,945.00	-	-	23,547,945.00	-	23,547,945.00
<b>GRAND TOTAL</b>		1,718,603,000.00	23,547,945.00	1,742,150,945.00	1,289,056,736.00	23,547,945.00	-	-	1,312,604,681.00	150,690,237.56	627,634,419.42	244,430,960.60	-	1,022,755,617.58
PS		553,778,000.00	23,547,945.00	577,325,945.00	485,333,000.00	23,547,945.00	-	-	508,880,945.00	110,468,414.22	147,184,155.01	131,792,622.90	-	389,445,192.13
MOOE		1,059,825,000.00	-	1,059,825,000.00	698,723,736.00	-	-	-	698,723,736.00	40,221,823.34	480,450,264.41	77,753,948.11	-	598,426,035.86
CO		105,000,000.00	-	105,000,000.00	105,000,000.00	-	-	-	105,000,000.00	-	-	34,884,389.59	-	34,884,389.59
<b>Recapitulation by OO:</b>														
I. Agency Specific Budget		1,548,984,000.00	-	1,548,984,000.00	1,187,882,736.00	-	-	-	1,187,882,736.00	127,002,638.56	597,631,994.82	197,715,545.75	-	922,350,179.13
TECHNICAL ADVISORY EXTENSION PROGRAM		3,433,000.00	-	3,433,000.00	3,433,000.00	-	-	-	3,433,000.00	799,371.94	832,195.83	812,273.73	-	2,443,841.50
HIGHER EDUCATION PROGRAM		1,529,785,000.00	-	1,529,785,000.00	1,168,683,736.00	-	-	-	1,168,683,736.00	123,068,746.62	592,366,127.07	193,559,830.06	-	908,994,703.75
RESEARCH PROGRAM		5,955,000.00	-	5,955,000.00	5,955,000.00	-	-	-	5,955,000.00	1,342,759.18	1,673,121.74	1,491,362.51	-	4,507,243.43
ADVANCED EDUCATION PROGRAM		9,811,000.00	-	9,811,000.00	9,811,000.00	-	-	-	9,811,000.00	1,791,760.82	2,760,550.18	1,852,079.45	-	6,404,390.45

Particulars	UACS CODE	Current Year Disbursements					Balances				
		1st Quarter Ending March 31	2nd Quarter Ending June 30	3rd Quarter Ending September 30	4th Quarter Ending December 31	Total	Unreleased Appropriations	Unobligated Allotments	Unpaid Obligations (15-20)=(23+24)		
		16	17	18	19	20=(16+17+18+19)			21	22	Due and Demandable 23
Sub-total II. Automatic Appropriations		10,338,156.25	10,123,948.38	10,635,815.76	-	31,097,920.39	-	7,299,905.05	579,174.56	-	
PS		10,338,156.25	10,123,948.38	10,635,815.76	-	31,097,920.39	-	7,299,905.05	579,174.56	-	
III. Special Purpose Fund		-	-	21,809,169.98	-	21,809,169.98	-	-	1,738,775.02	-	
Miscellaneous Personnel Benefits Fund		-	-	10,165,147.98	-	10,165,147.98	-	-	1,738,775.02	-	
PS		-	-	10,165,147.98	-	10,165,147.98	-	-	1,738,775.02	-	
Pension and Gratuity Fund		-	-	11,644,022.00	-	11,644,022.00	-	-	-	-	
PS		-	-	11,644,022.00	-	11,644,022.00	-	-	-	-	
Sub-Total III. Special Purpose Fund		-	-	21,809,169.98	-	21,809,169.98	-	-	1,738,775.02	-	
PS		-	-	21,809,169.98	-	21,809,169.98	-	-	1,738,775.02	-	
<b>GRAND TOTAL</b>		<b>144,334,576.35</b>	<b>627,581,123.50</b>	<b>206,544,201.62</b>	<b>-</b>	<b>978,459,901.47</b>	<b>429,546,264.00</b>	<b>289,849,063.42</b>	<b>17,423,004.11</b>	<b>26,872,712.00</b>	
PS		109,745,996.39	145,729,434.29	128,399,478.77	-	383,874,909.45	68,445,000.00	119,435,752.87	5,570,282.68	-	
MOOE		34,588,579.96	481,851,689.21	78,144,722.85	-	594,584,992.02	361,101,264.00	100,297,700.14	1,881,043.47	1,960,000.37	
CO		-	-	-	-	-	-	70,115,610.41	9,971,677.96	24,912,711.63	
<b>Recapitulation by OO:</b>											
I. Agency Specific Budget		122,757,332.53	597,906,500.91	160,836,411.17	-	881,500,244.61	361,101,264.00	265,532,556.87	14,502,824.77	26,347,109.75	
TECHNICAL ADVISORY EXTENSION PROGRAM		785,666.94	801,300.83	848,239.45	-	2,435,207.22	-	989,158.50	8,354.28	280.00	
HIGHER EDUCATION PROGRAM		118,897,440.53	592,717,506.66	156,881,023.53	-	868,495,970.72	361,101,264.00	259,689,032.25	14,241,863.28	26,256,869.75	
RESEARCH PROGRAM		1,333,864.24	1,575,743.24	1,303,154.75	-	4,212,762.23	-	1,447,756.57	204,521.20	89,960.00	
ADVANCED EDUCATION PROGRAM		1,740,360.82	2,811,950.18	1,803,993.44	-	6,356,304.44	-	3,406,609.55	48,086.01	-	

This report was generated using the Unified Reporting System on 26/10/2023 26:06 ; Status : SUBMITTED


Certified Correct:

  
RAMOS, ROMEO LANDICHO  
 Budget Officer  
 Date:


Certified Correct:

  
FALO, DANIEL JOHN FROGOSA  
 Accountant  
 Date:

Recommending Approval:

  
RAMOS, ROMEO LANDICHO  
 Director, FMS  
 Date:

Approved by:

  
RONQUILLO, TIRSO ALCOS  
 Agency Head  
 Date: